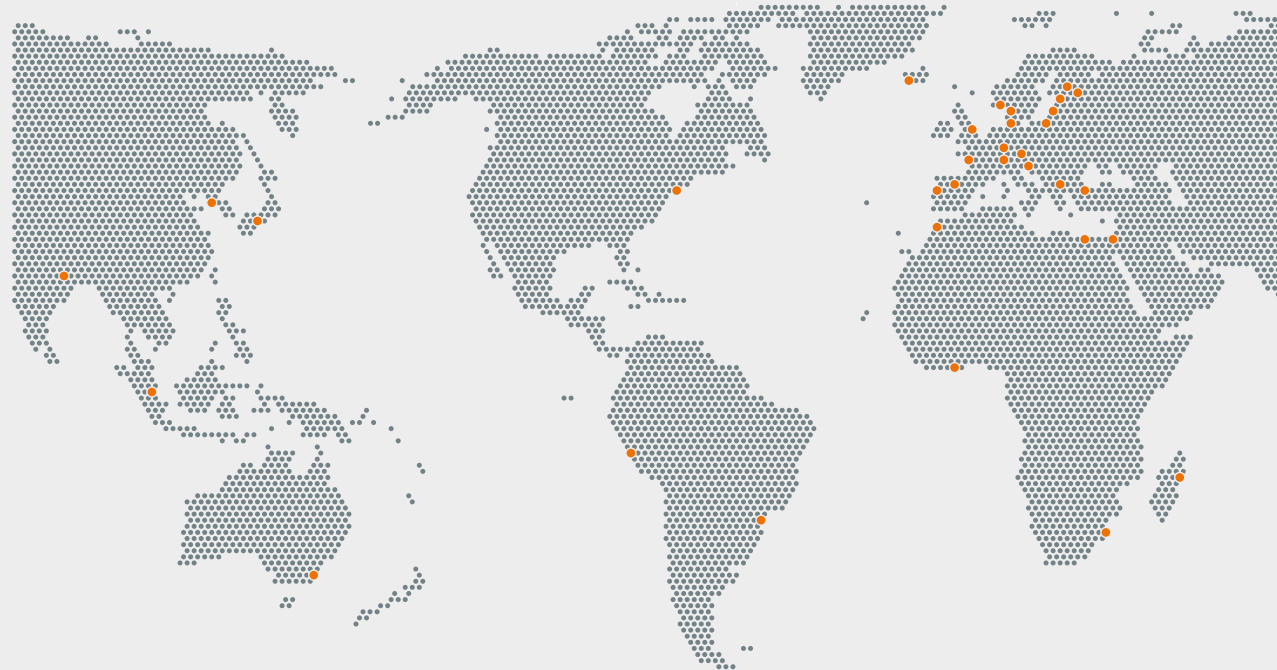


MAFI Representatives

MAFI has a worldwide network of representatives to support you in your procurement, service and maintenance tasks.



represented by

MAFI Transport-Systeme GmbH

Hochhäuser Straße 18

97941 Tauberbischofsheim

Germany

+49 9341/899-0

sales@mafi.de

www.mafi.de



www.mafi.de

Disclaimer

The models shown here may include different configurations, dimensions, weights and services that are not available in certain countries or may vary depending on the version. The equipment shown or mentioned may be part of special equipment (e.g. options and accessories) and may vary depending on local regulations. We would be pleased to provide you with further information. The colour representation may vary slightly due to printing or presentation. We also reserve the right to make changes, typesetting errors and printing errors. Furthermore, we reserve the right to change the technical details listed here without prior notice.

Text, images, graphics and their arrangement are protected by copyright and other protective rights. The content presented here may not be copied, distributed, changed or made accessible to third parties for commercial purposes. We would like to point out that the text, images and graphics contained herein are wholly or partly subject to the copyright of third parties. Unless otherwise indicated, all trademarks used herein are protected under trademark laws. This applies in particular to brands, type designations, logos and emblems.

MAFI
TRANSPORT-SYSTEME GMBH

MAFI TRACS



**CUSTOM-BUILT
IN GERMANY**





MAFI Transport-Systeme GmbH Tauberbischofsheim

MAFI Transport-Systeme GmbH specializes in the development and production of heavy-duty vehicles for transporting containers, semi-trailers, cargo / roll trailers and special container chassis in ports and industry.

Decades of experience and a wealth of knowledge and ideas are crucial to being able to offer high-quality equipment. MAFI places particular importance on intensive dialogue between its customers and partners. Thanks on going market research and close cooperation with its customers, MAFI is constantly improving and optimizing its products.

The smooth operation of the MAFI vehicles and the outstanding MAFI customer service ensure low operating costs.

MAFI Terminal tractors are in service 24/7 in high-performance, international container terminals. This demanding industry requires fast and efficient service support from MAFI to avoid disruption to operations and to maximize profitability.

MAFI's customer's include manufacturers, suppliers and logistics service providers for the automotive, steel, aluminium and paper industries, as well as logistics centers, international seaports and airports.



**PERFORMING AT THE
HIGHEST LEVEL!**



T 230



Vehicle type	T 230
Operating areas	Seaports, Distribution-/Logistic Centers, Industry
System load	up to 198,000 lbs. (90 ton) (GCW)
Engine	Diesel
Tractor weight	approx. 16,755 lbs. (7.600 kg)
Type of engine	Cummins or VOLVO from each 175 HP up to 233 HP (129 kW / 172 kW) (exhaust emission stage Tier 4 final)
Transmission	ZF 5WG191 or Allison 3000P
5th wheel plate	Holland Eurohitch 3510-TR for 2" kingpin
Lifting capacity	up to 70,550 lbs. (32.000 kg)
Wheel base	118" (3.000 mm)
Speed	up to 25 mph (40 km/h)
Axles	Front axle type VOLVO Rear axle type Kessler
Cabin	ROPS and FOPS certified With one side door, access via the platform Windshield and rear window made of laminated glass

Please see our technical data sheet for more information

MAFI T 230

Your Terminal Tractor For Container Terminal And Distribution Center Operations

The terminal tractor was originally designed for container handling in seaports; however, it can also be used in many industrial applications that involve moving heavy loads.

It exceeds the strictest requirements in terms of handling, comfort and productivity. Furthermore, this tractor has the advantage of low operating costs over its entire service life.

Built to current technical standards, this generation of terminal tractors is state-of-the-art and includes many important benefits and improvements for operators, workshops, drivers, as well as the environment. The latest generation engines in combination with a correspondingly adapted drive train allow for reduced fuel consumption and low exhaust emissions.



Featured vehicles in photos may include additional equipment.

T 225 D



Vehicle type	T 225 D
Operating areas	Distribution-/Logistic Centers and Industry
System load	up to 132,300 lbs. (60 ton) (GCW)
Engine	Diesel
Tractor weight	approx. 17,650 lbs. (8.000 kg)
Type of engine	Cummins or VOLVO from each 175 HP up to 233 HP (129 kW / 172 kW) (exhaust emission stage Tier 4 final)
Transmission	ZF 5WG191 or Allison 3000P
5th wheel plate	Holland Eurohitch 3510-TR for 2" kingpin
Lifting capacity	up to 55,115 lbs. (25.000 kg)
Wheel base	137,8" (3.500 mm)
Speed	up to 25 mph (40 km/h)
Axles	Front axle type VOLVO Rear axle type Kessler
Cabin	ROPS and FOPS certified With one side door, access via the platform Windshield and rear window made of laminated glass

Please see our technical data sheet for more information

MAFI T 225 D

Your Terminal Tractor For Distribution Center Operations

The T 225 D distribution tractor is used especially for moving semi-trailers in distribution and logistics centers. The longer wheelbase allows for significantly more free space between the semi-trailer and the driver's cab.

As a result, the brake and power supply for the semi-trailer can be connected faster. The driver works safely, comfortably and effectively, without ever leaving the vehicle platform. Low coupling heights can be guaranteed by the use of the appropriate tires.

Using the tractor to lift the coupled semitrailer hydraulically eliminates the time-consuming raising and lowering of the trailer's landing legs. As a result, the T 225 D can move 3 – 4x more semitrailers than a conventional road truck.



Featured vehicles in photos may include additional equipment.

T 230 F



Vehicle type	T 230 F
Operating areas	Seaports
System load	up to 198,000 lbs. (90 ton) (GCW)
Engine	Diesel
Tractor weight	approx. 16,300 lbs. (7.400 kg)
Type of engine	Cummins or VOLVO from each 175 HP up to 233 HP (129 kW / 172 kW) (exhaust emission stage Tier 4 final)
Transmission	ZF 5WG191 or Allison 3000P
5th wheel plate	Holland Eurohitch 3510-TR for 2" kingpin mounted at a fixed height, i.e. without hydraulic/hydraulic cylinders
Wheel base	118" (3.000 mm)
Speed	up to 25 mph (40 km/h)
Axles	Front axle type VOLVO Rear axle type Kessler
Cabin	ROPS and FOPS certified With one side door, access via the platform Windshield and rear window made of laminated glass


Please see our technical data sheet for more information

MAFI T 230 F

Your Terminal Tractor For Container Terminal Operations

The terminal tractor was originally designed for container handling in seaports; however, large container terminals are using more and more terminal tractors with a fixed 5th-wheel plate. The associated container chassis remains connected to the tractor and is only removed for maintenance purposes.

The fixed 5th-wheel plate significantly lowers investment costs, as well as maintenance requirements. Thanks to its robust construction, the T 230 F can be used for container loads of up to 70 tons.



Featured vehicles in photos may include additional equipment.

R 332



Vehicle type	R 332
Operating areas	Seaports and Industry
System load	up to 220,460 lbs. (100 ton) (GCW)
Engine	Diesel
Tractor weight	approx. 21,605 lbs. (9.800 kg)
Type of engine	VOLVO or Mercedes from each 248 HP up to 281 HP (185 kW / 210 kW) (exhaust emission stage Tier 4 final)
Transmission	ZF 6WG211
5th wheel plate	Holland Eurohitch 3510-TR for 2" kingpin
Lifting capacity	up to 70,550 lbs. (32.000 kg)
Wheel base	128" (3.250 mm)
Speed	up to 23.6 mph (38 km/h)
Axles	Front axle type Kessler Rear axle type Kessler
Cabin	ROPS certified With rear sliding door and side door Windshield and rear window made of laminated glass

Please see our technical data sheet for more information

MAFI R 332

Your RoRo Tractor For Seaports And Industry

MAFI R Series tractors are preferred for the transportation of heavy loads in seaports and industry. These tractors can operate semi-trailers, goosenecks as well as drawbar trailers in combination with a ballast weight.

The vehicle is equipped with part time four-wheel drive and can accommodate 5th-wheel load of up to 32 tons. A spacious cabin, with an ergonomically designed swivel seat console (180°), offers the driver maximum driving comfort.

Stairs on both sides of the tractor frame allow easy access into the cabin via the rear sliding door. The robust frame has been designed to meet the tough requirements of the tractor's various applications. Well-known name brand components ensure a high availability of spares and a lower cost of ownership.



Featured vehicles in photos may include additional equipment.

R 336



Vehicle type	R 336
Operating areas	Seaports, Industry and Steel Mills
System load	up to 265,000 – 363,760 lbs. (120 – 165 ton) (GCW)
Engine	Diesel
Tractor weight	approx. 22,050 lbs. (10.000 kg)
Type of engine	VOLVO or Mercedes from each 248 HP up to 281 HP (185 kW / 210 kW) (exhaust emission stage Tier 4 final)
Transmission	ZF 6WG211
5th wheel plate	Holland Eurohitch 3510-TR for 2" kingpin
Lifting capacity	up to 79,360 lbs. (36.000 kg)
Wheel base	128" (3.250 mm)
Speed	up to 23.6 mph (38 km/h)
Axles	Front axle type Kessler Rear axle type Kessler
Cabin	ROPS certified With rear sliding door and side door Windshield and rear window made of laminated glass

Please see our technical data sheet for more information

MAFI R 336

Your RoRo Tractor For Seaports And Industry

The design of the R 336 is based on the structure of the R 332. A more powerful engine and a stronger rear axle, in combination with the corresponding tires, make it easy to fulfill your transport tasks.

The 5th-wheel's lifting capacity of 36 tons allows for a higher system load. This is the perfect tractor for RoRo operations with larger loads or for your transport requirements in steel mills.



Featured vehicles in photos may include additional equipment.

R 332 Z



Vehicle type	R 332 Z
Operating areas	Seaports, Industry and Steel Mills
System load	up to 396,800 lbs. (180 ton) (GCW) in combination with a ballast
Engine	Diesel
Tractor weight	approx. 23,150 lbs. (10.500 kg)
Type of engine	VOLVO or Mercedes from each 248 HP up to 281 HP (185 kW / 210 kW) (exhaust emission stage Tier 4 final)
Transmission	ZF 6WG211
5th wheel plate	without
Ballast weight	with ballast weight. Base plate approx. 4,400 lbs. (2 ton)
Trailer hitch	mounted at rear
Wheel base	128" (3.250 mm)
Speed	up to 23.6 mph (38 km/h)
Axles	Front axle type Kessler Rear axle type Kessler
Cabin	ROPS certified With rear sliding door and side door Windshield and rear window made of laminated glass



Please see our technical data sheet for more information

MAFI R 332 Z

Tractor With Ballast Weight

The R 332 Z tractor is equipped with a ballast weight in order to pull drawbar trailers. The tractor comes with a base plate of approx. 2 tons. In order to ensure a proper traction, this ballast weight can be increased according to the expected payload of the drawbar trailer.

Different types of ballast weights are available. You can choose from either fixed ballast weights or detachable ones with a parking stand. Brake and electric connections for the trailer are mounted next to the trailer hitch at the rear.



Featured vehicles in photos may include additional equipment.

HD 445



Vehicle type	HD 445
Operating areas	Seaports and Steel Mills
System load	up to 551,155 lbs. (250 ton) (GCW)
Engine	Diesel
Tractor weight	approx. 30,865 lbs. (14.000 kg)
Type of engine	VOLVO or Cummins with each 382 HP (285 kW) (exhaust emission stage Tier 4 final)
Transmission	ZF 6WG260 or ZF 6WG310
5th wheel plate	Holland Eurohitch FW0100 for 3.5" kingpin
Lifting capacity	up to 99,200 lbs. (45.000 kg)
Wheel base	118" (3.000 mm)
Speed	up to 23.6 mph (38 km/h)
Axles	Front axle type Kessler Rear axle type Kessler
Cabin	ROPS certified With rear sliding door and side door Windshield and rear window made of laminated glass

Please see our technical data sheet for more information

MAFI HD 445

Your Tractor For Heavy-Duty Industrial Applications

The HD 445 tractor is MAFI's largest and most powerful vehicle. With a liftable 5th-wheel capacity of 45 tons, it is mainly used in steel mills, foundries and other heavy industry. Eco-friendly engines with outputs of up to 285 kW ensure the smooth transport of payloads of up to 220 tons. When used in combination with a ballast weight, the HD 445 tractor can pull even greater loads on drawbar trailers.

The HD 445 tractor combines a comfortable workspace with state-of-the-art equipment. The use of well-known quality components ensures that the tractor is always ready for operation. The vibration insulated mounting of the ROPS / FOPS-certified cab contributes to better ride quality by reducing both vibration and noise.



Featured vehicles in photos may include additional equipment.



MAFI Production World

For more than 60 years, MAFI has been manufacturing tractors and trailers for seaports and industry. No matter what application the vehicle is needed for, we always do our most to find the perfect solution.

This long-lasting success is based on our employees and their capability to improve our business operations. We are committed to creating a strong workforce to secure the future of MAFI's growth.

The name MAFI is recognized all over the world for its products without even mentioning them. Our goal is to give everybody the best support and build strong, lasting business relationships.





MAFI - Who We Are

All our tractors are made in Germany, by a team of employees from all over the world. This combined experience and knowledge gives us the creativity and strength to meet the demands of the future.

Along with professional consultation, we focus on our customer needs and give them our full support wherever help is required. Our trained and skilled service team is available for any questions or challenges, no matter how complicated they are.

Furthermore, our international dealer network means that immediate support is available right at your doorstep.





MAFI Trailers

Industrial And Heavy-Duty Drawbar Trailers / Roll And Cargo Trailers / Container Chassis

MAFI supplies industrial and heavy-duty trailers, roll-/cargotrailers and container chassis for internal transport applications in ports and industry. Available payloads range from a few hundred kilograms to 250 tons. No matter what your transport requirements are, we can offer the right system solutions. Both basic and customized trailers are available and manufactured to your specific needs.

Please see our trailer and equipment brochure for more information.




MAFI Equipment

Goosenecks & Parking Stands / Ballast Weights

An important part of each tractor is the equipment to connect it to the trailer. MAFI offers goosenecks for tractors to operate roll-/cargo trailers and also various types of ballast weights for towing drawbar trailers. Forklift goosenecks are also available.

Please see our trailer and equipment brochure for more information.



Industrial and Heavy-Duty Drawbar Trailers



Roll-/ Cargotrailer



Container Chassis



Goosenecks



Forklift-Goosenecks



Ballast Weights

